



WAGENINGEN
UNIVERSITY & RESEARCH



Analysing the key drivers of forest pest invasions using inverse modelling

Robbert van den Dool¹, JC (Bob) Douma¹ & Wopke van der Werf¹

¹Wageningen University, Centre for Crop Systems Analysis



Dothistroma needle blight (*Mycosphaerella pini*), Emerald ash borer (*Agrilus planipennis*), Citrus long-horned beetle (*Anoplophora chinensis*).

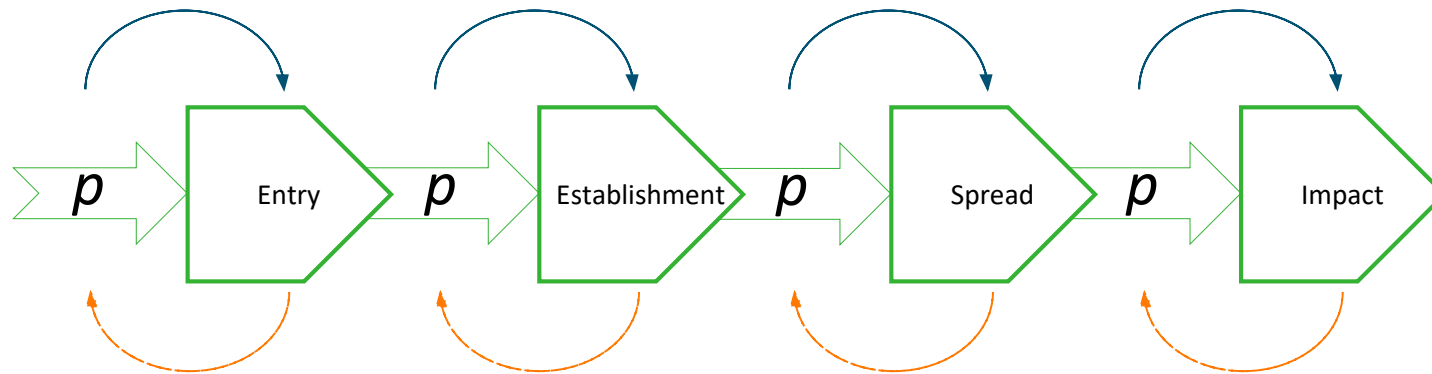
Sources: USDA <https://www.flickr.com/photos/usdagov/24128550834> ; <https://csfs.colostate.edu/forest-management/emerald-ash-borer/> ;
<https://www.flickr.com/photos/89722608@N00/3597951614/in/photolist-6tWrEw>
Licenses: <https://creativecommons.org/licenses/by/2.0/>; <https://creativecommons.org/licenses/by-nc/3.0/us/>;
<https://creativecommons.org/licenses/by-nc-sa/2.0/>

Holistic Management of Emerging Forest Pests and Diseases (HOMED) receives funding from the European Union's Horizon 2020 research and innovation programme under grant agreement No 771271



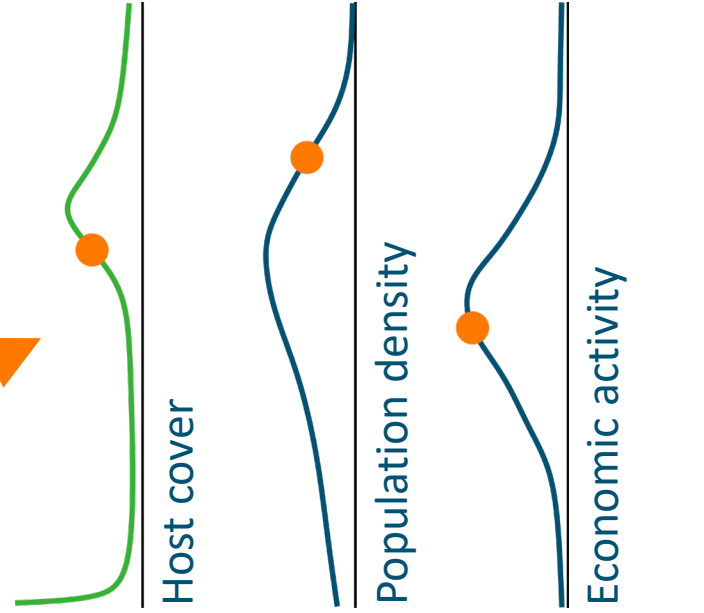
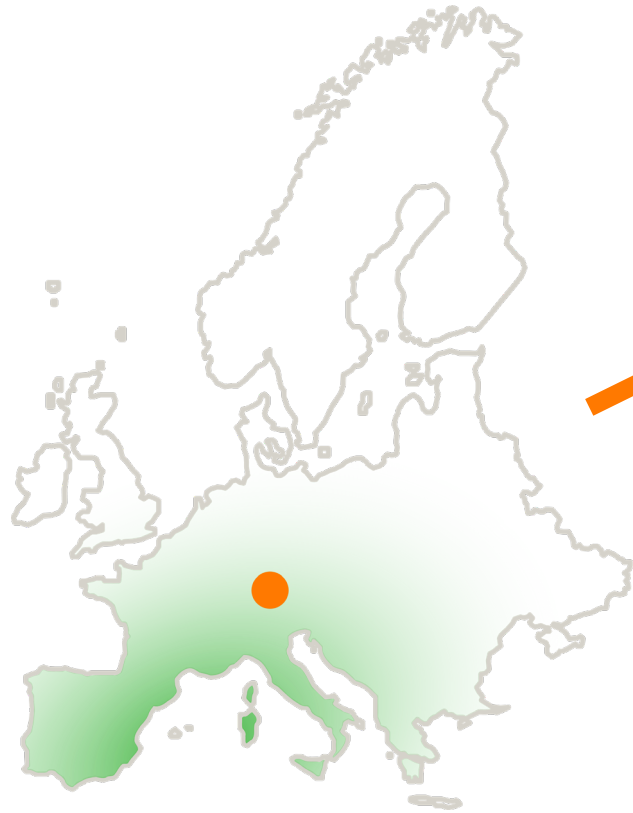
Inverse modelling

Forward modelling / outcome prediction



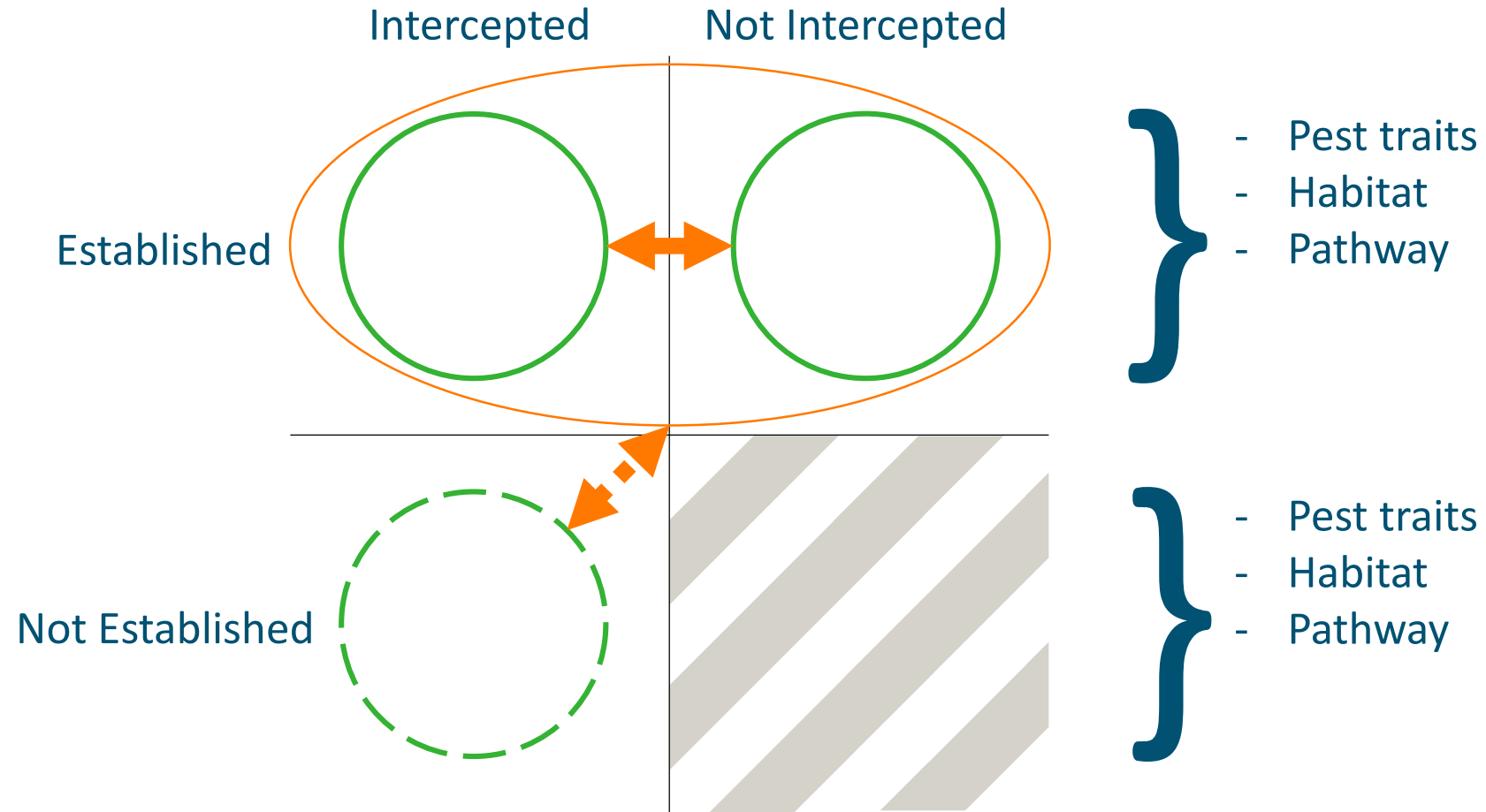
Inverse modelling / parameter estimation

First locations



| Pest | Var A | Var B | Var C |
|------|-------|-------|-------|
| X | 0.1 | 0.9 | -0.1 |
| ... | ... | ... | ... |

Establishment success



Thank you!